



# Year 4 Spring 2

## Vikings, Sound and Author Homework Project

In school this half term we are learning about Anglo-Saxons and Vikings. In Science we are studying Sound.

In class we are reading Beowulf by Tony Bradman and our Spring Term Author is Nizrana Farook.

Please aim to complete **6 challenges over this half term**. Collect your challenges and at the end of the half term please bring in your homework projects to share with the class. Be as creative as possible and think of different ways to present your work! (Some of the challenges may be more beneficial to do later in the half term once the children have more knowledge about the topic.)


<p><u>Challenge 1</u></p> <p>Write a biography for our Spring Term author, Nizrana Farook.</p>	<p><u>Challenge 2</u></p> <p>Create an eye-catching poster all about Nizrana Farook's birthplace, Sri Lanka. You could include major cities, towns, rivers and landmarks.</p> 	<p><u>Challenge 3</u></p> <p>Draw a map to show where the Vikings came from and which countries they travelled to.</p>
<p><u>Challenge 4</u></p> <p>Write a diary entry about a day in the life of a Viking.</p>	<p><u>Challenge 5</u></p> <p>Design and make your own musical instrument. Please find attached a Design Sheet. Hard copies available on request.</p> <p>If you play a musical instrument, would you like to perform for the class?</p>	<p><u>Challenge 6</u></p> <p>Could you write a story, which includes different sound effects to perform for the class?</p> <p>You could ask a friend to help you.</p>
<p><u>Challenge 7</u></p>  <p>Record your findings.</p>	<p><u>Challenge 8 - online</u></p> <p><a href="#">How are sounds detected? - BBC Bitesize</a></p> <p>Investigate how sound travels and how sounds are detected on the BBC Bitesize website.</p> <ol style="list-style-type: none"> <li>1. Fill in the Gaps</li> <li>2. Quiz</li> </ol>	<p><u>Challenge 9</u></p> <p>Draw, colour and label a diagram of the human ear.</p>

## Design and Create

What will you use to make your musical instrument? Draw or write a list of things you will need.



Draw a picture of how you think your musical instrument will look when it is finished. Label it to show what each part will be made from and how it will work.



## Challenge:

How will you make high and low sounds on your musical instrument? Draw a picture or write about it.



How will you make loud and quiet sounds on your musical instrument? Draw a picture or write about it.



## Homemade instrument examples:

